

Air/Gas Filters - to 740 psig

740psig @ -20 to 100°F
675psig @ -20 to 200°F

Series P40- Enameled Carbon Steel ♦ Series P42- 304 Stainless

- Intake Air Flows to 150,000 SCFM Std.
- ASME U Stamp Std., Nat'l. Board Registered
- Low Pressure Drop, Maximum Filter Area and Dirt Capacity
- Hinged Flange and Lift Lug Std.
- Service Access W/O Breaking Connections
- 304SS Throat Safety Cages and ΔP Taps Std.
- Rugged Enameled Steel or 304SS Construction



For more information contact :
SparksFilters 585-624-4500

585-624-5300 fax

E-Mail: Sales@sparksfilters.com



ASME Code Filters with integral stainless steel safety cages are individually constructed from code certified materials. Filter elements in these units remove solid contamination from air and gas streams, ensuring trouble free operation of downstream process equipment.

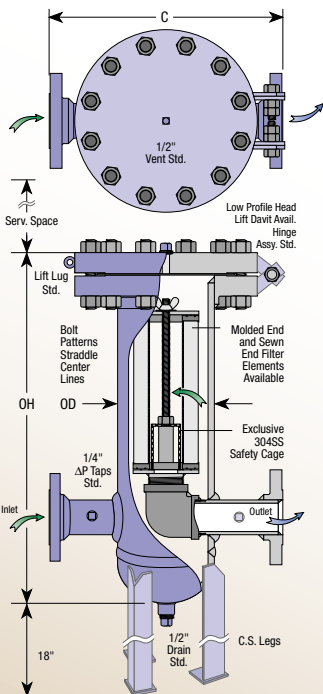
These air and gas pipe line filters offer exceptional protection for compressed gas pipelines, air dryers, pneumatic controls, and other pipeline equipment. They are fabricated from rugged enameled carbon steel (series P40) or 304SS (series P42), designed, constructed, and stamped, in accordance with ASME Boiler and Pressure Vessel Code requirements for unfired pressure vessels. Any model can be readily modified at your request to more exactly fit your needs.

Standard Connection Sizes from 1" to 12"

Male NPT (MT) or raised face flanges (RF) in-line connections are std. Alternative orientations and sizes are available upon request. A simple blind flange closure assembly is standard on all models.

Recoverable Sewn or Rubber End Filter Elements.

Classic radial fin textile media elements are unsurpassed for low ΔP, dirt holding capacity and efficiency. They stop particulates before they can move downstream. Select either recoverable 10μ Sewn End Filter Elements, or 10μ long life low cost urethane rubber molded end elements as your needs dictate to remove 98% of all airborne dust and dirt. Unlike PVC, our urethane rubber ends have no phthalate elastomers or other plastisizers. Dozens of alternative filter media are available for services having finer micron retentions, elevated temperatures and/or aggressive chemistry, see page 30.



Options:

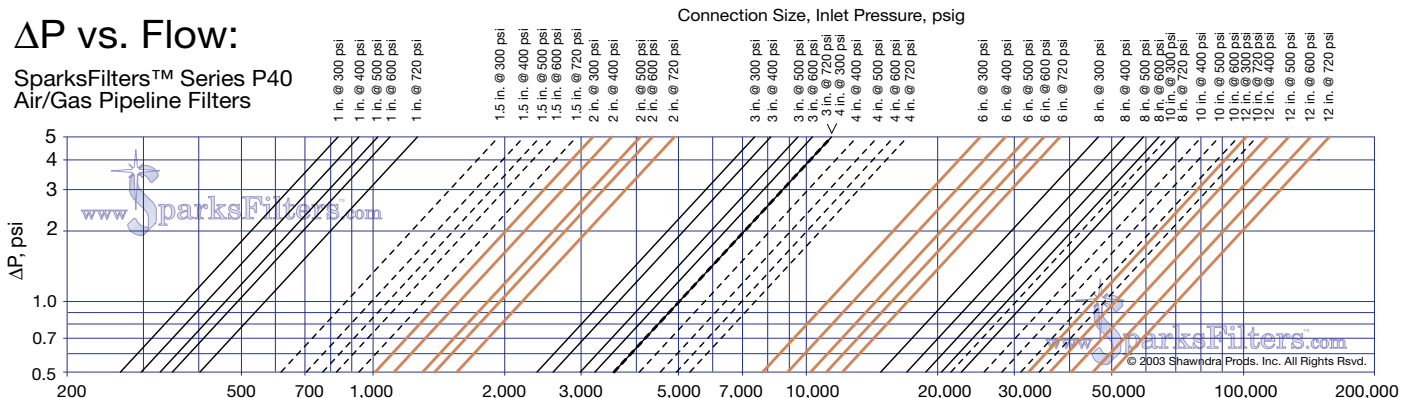
Models P40-0202-MT-020 and larger include CS leg supports. (add 18" to OH) Carbon steel support legs in any length, gauges, special finishes, and head lift assemblies are optional on any model. Call for information on vessels having other pressure services, 304SS, or other materials of construction.

See <http://www.sparksfilters.com> for more options.

Housing Model No.	Conn. Size	Conn. type	Cover Style	Dimensions in Inches				Wgt. Lbs.	Select Filter Elements	
				OD	OH	C	Serv. Space		Sewn End 10μ	Molded End 10μ
P40-0200-MT-010	1"	MPT	Blind Flg.	6%	24	18	16	200	320-0365K5	321-1439K5
P40-0201-MT-015	1.5"	MPT	Blind Flg.	6%	28	18	16	220	320-0525K5	321-3235K5
P40-0202-MT-020	2"	MPT	Blind Flg.	8%	28	18	16	240	320-0526K5	321-3236K5
P40-0203-RF-030	3"	Flg.	Blind Flg.	8%	39	20	24	310	320-0527K5	321-3237K5
P40-0204-RF-040	4"	Flg.	Blind Flg.	10%	42	24	24	500	320-0528K5	321-3238K5
P40-0205-RF-060	6"	Flg.	Blind Flg.	12%	51	28	26	750	320-0529K5	321-3239K5
P40-0206-RF-080	8"	Flg.	Blind Flg.	16	66	30	36	1500	320-0530K5	321-3240K5
P40-0207-RF-100	10"	Flg.	Blind Flg.	20	76	36	36	2400	320-0531K5	321-3241K5
P40-0208-RF-120	12"	Flg.	Blind Flg.	24	78	42	39	3400	320-0532K5	321-3242K5

ΔP vs. Flow:

SparksFilters™ Series P40 Air/Gas Pipeline Filters



1. For service at temp. other than 60°F, multiply ΔP by: (460 + (oper. °F)) / 520
2. ΔP is chgd. proportionally with gas gravity, i.e. nat. gas ΔP 60% that of air.


Filter Vessel Options & Features



Hinges will lift ring std. above 35 lbs.



O-Ring Closure (Hinge std.) Buna-N Gasket Std., Viton, Teflon coated, EPDM gaskets available.



Lifting Davits Optional

Blind Flange Closure

A Superior Finish! We use a high gloss enamel that has exceptional resistance to fungus, salt air, and alkalis. It is twice as costly as lesser paints. Some competitors use paints that are designed instead to hide welding and other fabrication defects. Our standard grey finish is used on all sheet metal filter housings. Pressure vessels have a special "clean white" interior finish. If you have special requirements for finishing, let us know.

Resistance To:
 2 % HCL No Effect
 2 % NaOH No Effect
 5 % Acetic No Effect
 Lactic Acid..... No Effect
 Mineral Oil..... No Effect
 Salt Spray, 200 hrs..... No Effect
 Flexibility 180°
 Mandrel, 1/4" No Cracking
 Fungus Resistance per Fed. Spec.
 TTP-18, para. F-3g No Mildew



Optional Low Profile Lifting Davit.

Removable perforated 304SS Safety Screen sits under (down-stream of) filter element(s) to guard against lost pens, stray coins, and other undesirable items at time of filter element change out.



Our process and pipeline filters can be readily altered from standard design items, with special features and options to suit your requirements. This is a partial list of options. Call us with your special needs, we will be more than helpful.

• Closures, Hinges & Optional Lifting Davits.

We offer an exceptional O-Ring closure design up to 175 psig, and Blind Flange closures operating above 175 psig. Hinges are std. for blind flanges weighing more than 35 lbs., and lifting davits are available as well. Other closure options such as Threaded or Ring Joint Flange are also available. Teflon coated studs and nuts are available.

• Gauge Connections, Support Legs...

Legs are std. on many vessels. Differential pressure gauges, level gauges, and/or switches, adjustable support legs, pipe legs, special NDE (Non Destructive Examination ...like X-ray), mixed metals of construction, ie. stainless steel clean side, and other requests to meet the needs of your specific service environment are available, just ask.

• Superior Wall Thickness of Shells & Heads.

Minimum Schedule Std. Our 10" vessels have 0.365 walls where competitor's lesser drawn shells have only 0.120 to 0.130 walls. This means our vessels have much greater corrosion allowances, much more dependable closure seals, and eliminates shipping damage typical of drawn shell constructions.

• Stainless Steel Safety Cages are standard.

These removable cages have saved many a maintenance person who might have dropped a wrench or pen when changing out a filter element.

• Rust Inhibiting White Interior Enamel Standard!

Superior to clear coats. Everyone loves it! Sandblast and special finishes are available.

• Vessels Through 16" Diameter in a Hurry!

Our rapid 2 to 4 week delivery is legend!

• Detailed Approval Drawings are Fast!

Normally in a week, 2 weeks max. for complex requirements. (Yes, We do the tuff stuff! Try us.) We are very flexible on special orders and design modifications. Our non-code vessels are made from the same materials, quality and welding as our code vessels.

• ASME Code Stamp

Our companion organization, Rush Certified, Inc., is fully certified to provide the ASME Boiler & Pressure Vessel Code "U" Stamp as required by most states for unfired pressure vessels exceeding 15 psig. Each vessel is registered with the National Board of Boiler Pressure Vessel Inspectors. Our code stamp allows design service to 3000 psig.

Most jurisdictions (see table) require certain vessels to comply with the ASME Code. It is the responsibility of the end user to verify the requirements within their jurisdiction, and to advise if vessels are to contain lethal substances, i.e. poisonous gases or liquids of such nature that very small amounts could be dangerous to life (mixed or unmixed with air). ASME Code Section VIII Div. 1 covers pressure vessels for containment of internal or external pressure (vacuum). You should consider need for ASME Cert. when:

(A) Vessels have an internal or external operating pressure of greater than 15 psi max. (no size limitation) or

(B) Vessels have an inside diameter of greater than 6 inches, without limitation on length or pressure.

* Only portions of code.

Tabulation of the Boiler & Pressure Vessel Laws of the US & Canada Jurisdiction VIII(1)


AL.....Y	MO.....Y	WV.....N
AK.....N	MT.....N	WI.....Y
AZ.....N	NB.....Y	WY.....Y
AR.....Y	NV.....Y	Alb.....Y
CA.....Y	NH.....Y	B.C.....Y
CO.....Y	NJ.....Y	Man.....Y
CT.....N	NM.....N	N.B.....Y
DE.....Y	NY.....Y	N.F.&L.....Y
FL.....N	NC.....Y	NW.T.....Y
GA.....Y	ND.....Y	N.S.....Y
HI.....Y	OH.....Y	Ont.....Y
ID.....Y	OK.....Y	PE Is.....Y
IL.....Y	OR.....Y	Que.....Y
IN.....Y	PA.....Y	Sas.....Y
IA.....Y	PR.....Y	Y.Ter.....Y
KS.....Y	RI.....Y	Albuquerque... N
KY.....Y	SC.....N	Des Moines... N
LA.....N	SD.....N	Miami.....Y
ME.....Y	TN.....Y	New Orleans...Y
MD.....Y	TX.....N	Tucson.....Y
MA.....Y	UT.....Y	Univsty Cty...Y
MI.....Y*	VT.....Y	Dade Co.....Y
MN.....Y	VA.....Y	Jeff Parish...Y
MS.....Y	WA.....Y	St Louis Co...Y
		Dist.of Clmb...Y

Quotation Worksheet - Filter Vessels

Print, Fill Out, & FAX Back

Form is also at www.sparksfilters.com **Request A Quote** then,

If you would like to request a vessel quote click [here](#)



For more information contact :
SparksFilters 585-624-4500
585-624-5300 fax

E-Mail: Sales@sparksfilters.com

Tape your card here, or...

Your Name _____

Company _____

Address _____

City, State, Zip _____

Phone _____ Fax _____

email _____

- The service space requirements are shown on the sales drawing for your project. Ample space should also be allowed for easy access, disassembly, and inspection of the filter and its components.

- The filter should be mounted in a upright vertical position with the legs on a level foundation. To prevent movement the legs may be bolted or lagged. Small or special design filters may be mounted or supported by other means with the consent of the factory.

- Special care should be taken in the design and installation of the piping to the filter. The piping system should be sufficiently sized to minimize ΔP. Most piping systems are sloped to accessible drain points.

- Instrumentation of some type is common for most filter systems in the form of gauges, sensors and/or switches. The use of instruments can save time and money reducing visual inspections. Typical change out is between 5 & 10 PSI differential.

- All systems should be carefully pressure tested, inspected, and cleaned before being placed in service. Many process systems require special purging or pickling, and may require filter changes or special start-up cartridges for this procedure.

ASME U Stamp: Yes / No _____

Gas Type: _____ Air _____ Nat Gas _____ other _____

Gas Spec. Grav.: _____ (if other than air)

Flow:

Normal Flow: _____ SCF/ _____ (Min., Hr., Day)

Maximum Flow: _____ SCF/ _____ (Min., Hr., Day)

Connections:

Inlet Size _____ Inch

Inlet Type _____ (MPT, Flange & Type, etc)

Outlet Size _____ Inch

Outlet Type _____ (MPT, Flange & Type, etc)

Outlet elevation _____ inches above inlet C.L.

_____ (std. is same C.L.)

Inlet Location _____ (std is @ 90°)

Outlet Location _____ (std is @ 270°)

Materials of Construction:

Carbon Steel _____ (Yes / No)

304L _____ (Yes / No)

316L _____ (Yes / No)

other: _____

Pressure:

Design Pres _____ PSIG

Operating Pres. _____ PSIG

Flange Rating _____ ANSI

Temperature:

Design Temp. _____ ° F

Operating Temp. _____ ° F

Other Ports:

Vent Size, inch _____ Type: _____

Drain Size, inch _____ Type: _____

ΔP Taps Size, inch. _____ Type: _____

Cover Options:

w/Hinge & Lug _____ (Yes / No)

w/HeadLift Davit. (Yes / No)

Legs: (std is 3 @ 90°, 210°, 330°) _____ (3 or 4)

Tank Gasket:

Std _____ (Yes / No)

other _____

Filter Element:

Cat. No. _____

Reten. Needed _____ μ (micron)

Details & Special Requirements: _____

Select either Hinged Swing Bolt Closure Shown Above, or Hinged Flange Closure shown below.

